



Learn More About Mission San Juan Capistrano

FIELD TRIP ACTIVITY DIRECTIONS

Teachers/Parents/Chaperones:

This activity allows students/parents/teachers/chaperones to learn more about four locations on the Mission grounds: The Great Stone Church Ruins, the Central Courtyard, Serra Chapel, and the Industrial Area. Each location features fun historical facts about that location, and one or two investigation questions. Please have your group leader read the fun facts aloud, and then help students answer the investigation questions. It is highly recommended each adult use a Today Map and Guide, which is available at the Gatehouse (Mission Entrance) to help guide students to the four locations (map location numbers are listed on each page).

A Teacher's Key is available at the end. Downloadable Mission Map and Guide is also available on our website: <http://www.missionsjc.com/visit/MSJCMap.pdf>

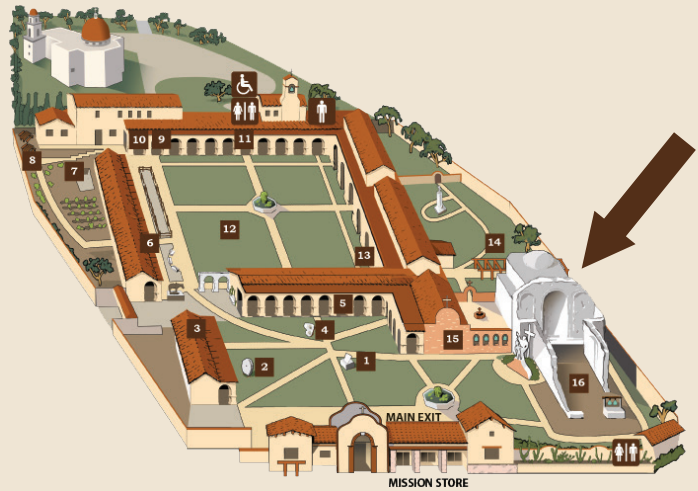


Learn More about the Great Stone Church

Find the Ruins of the Great Stone Church, located #16 on the Mission Map and Guide.

Fun Facts about the Great Stone Church:

- The church is shaped like a cross
- The Church took nine years to build.
- Construction started in 1797 and was completed in 1806.
- Each stone was cut by hand with tools like hammers and chisels (a metal tool with a sharp edge for cutting).
- On average each block weighed anywhere from 100 lbs – 1,000 lbs.
- The stone was cut from a quarry (a place where stone is taken from) located approximately 2-3 miles away from the Mission.
- Stones were cut and then either carried by carts or dragged to the construction site.
- The half circle indentations in the wall are called niches and were once used to hold religious statues.
- December 8, 1812, during Mass (a church service) a large earthquake caused the Great Stone Church's destruction. According to the report, the bell tower fell down on top of the church, causing the roof to collapse. Forty people died in the disaster.
- The church was never rebuilt and has remained in ruins ever since.



Investigate the Ruins and answer the questions below:

1. Find the former location of the bell tower (hint: two bells are hung in the former bell tower location). Describe the bells in the space below. Is there any evidence these bells fell down in the earthquake?

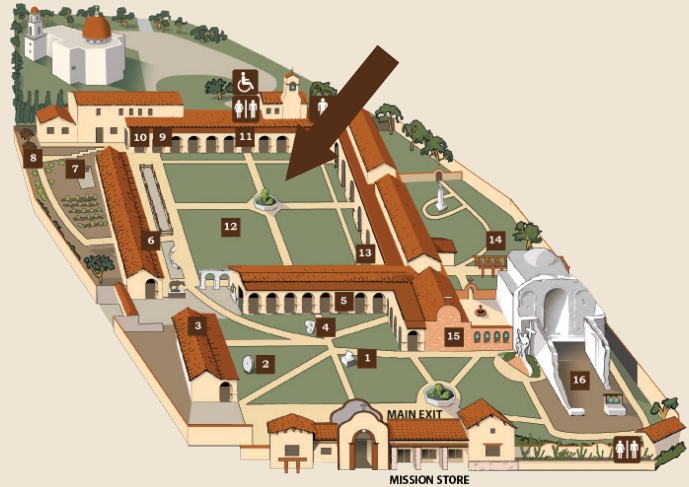
2. Have you ever been in an earthquake? What was it like? How did it make you feel? Can you imagine how the Mission Native Americans and padres felt?

Learn More about the Central Courtyard/Quadrangle

Find the Central Courtyard, located #12 on the Mission Map and Guide.

Fun Facts about the Central Courtyard:

- Mission San Juan Capistrano, like other missions, is shaped in a quadrangle (a square or rectangular courtyard with a set of buildings surrounding it).
- The four Mission buildings in the quadrangle (the North, East, South, and West Wing) were not completed until 1793, 17 years after the Mission was founded.
- During the Mission Days (1776 - 1834), the Courtyard was just an open dirt area; there were no fountains or gardens.
- During the Mission Days the courtyard was a busy place with many people working outside and inside the many rooms. The South Wing was used as the Padres' Living Quarters, the East Wing was used as a Church (Serra Chapel), the North and West Wing buildings were used for various Mission industries such as blacksmithing, wood working (carpentry), leather working, wine making, weaving and cloth production.



Investigate the Courtyard/Quadrangle and answer the questions below:

1. Visit the South Wing Building (which was used as the Padres' Living Quarters). Besides the Padres' Dining Room (#5), name two other rooms the padres' used and their purpose. (Hint: #52 and the room attached).

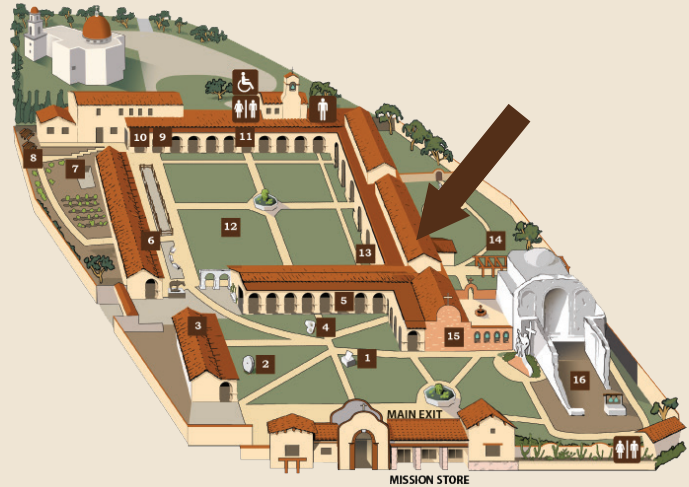
2. Visit the Mission Clubhouse (#6A on the map). Spin the wheel of Mission jobs and write down what job you had. Do you think you would like doing the job? Why or why not?

Learn More about Serra Chapel

Find the Serra Chapel, located #13 on the Mission Map and Guide.

Fun Facts about the Serra Chapel:

- The Serra Chapel was completed in 1782, making it one of the oldest buildings on the grounds, and one of oldest buildings in California.
- Father Serra celebrated Mass (church service) in the Serra Chapel in 1783. The chapel is the only church left in existence that Father Serra visited.
- The oil paintings in the frames with crosses above them are a series of paintings called the Stations of the Cross, showing the final moments of Jesus' life on earth.
- The large stone bowl on the right side of the church is called a Baptismal Font, and was used for the baptism of children and adults.
- The large gold altar in the back of the church is called a "retablo" and is not original to the Mission. It was brought to the Mission in the early 1900s. It is made of wood with gold leaf paint.
- The statue and paintings showing a man holding a red flag is Saint John of Capistrano, the saint this Mission is named after.
- During the Mission days they did not use pews (wooden benches). Instead people sat on the ground. The benches/pews were added in the early 1900s.
- Serra Chapel is still used as a church today. The lit candles you see represent someone's prayer, please do not touch.



Investigate Serra Chapel and answer the question below:

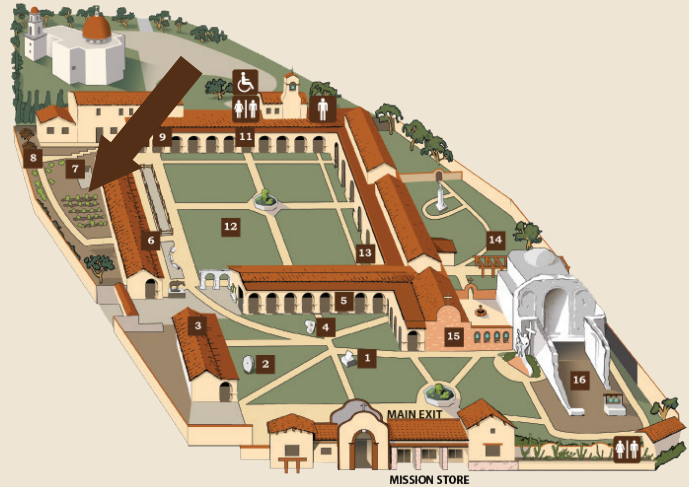
1. Have you ever been to a church before? How is Serra Chapel similar or different to the church you visited?

Learn More about the Industrial Center

Find the Industrial Area, located at #7, 71, and 72 on the Mission Map and Guide.

Fun Facts about the Industrial Area:

- Industrial means to make or manufacture something.
- Mission industries included making tallow candles and soap, making leather by tanning cow hides, and making and using metal (metal furnaces, and blacksmithing).
- Tallow is made by boiling down cow fat.
- Leather making required the cow to be tanned. The Mission “tanner” skinned the cow, removed the blood, guts, and fur, and placed the skins in tanning vats filled with an acidic solution to soak. The process turned the skin into leather.
- Mission San Juan Capistrano is the only California Mission to make its own metal. The Catalan Furnaces turned iron ore (mineral) into usable metal.
- Metal was used to make tools. The blacksmith would make tools like nails, hammers, door hinges, and any other tools that were needed in building and maintaining the Mission.



Investigate the Industrial Area and answer the questions below:

1. Visit the Blacksmithing Area. What are some of the items a blacksmith would use to make tools? (Hint: A sign in front of the blacksmithing area names some of the tools.)

2. Describe what the Tanning Vats look like. What shape are they?

Teacher's Key

Answers may vary. Use your discretion.

Investigate the Great Stone Church

1. The bells are big. They are made of metal. They have writing on them. They have a cross design on the side. One bell has a giant crack, which is evidence that the bells fell down in the earthquake.
2. I have/haven't been in an earthquake. It was scary. I think it would have been scary for the people of the Mission.

Investigate the Mission Courtyard/Quadrangle

1. The padres' Bedroom and the padres' office/sitting room/or Jose Mut's Room. Another acceptable answer is the padres' kitchen. The padres' used a bedroom to sleep in. The padres' office/sitting room was used for the padres' to do their work, like keeping records etc. The padres' kitchen was where the padres' meals were cooked.
2. I spun the wheel of Mission Jobs and my job was (various answers acceptable: i.e. Cowboy/Adobe Brick Maker/Wool Cleaner/Tallow Maker etc.)

Yes I would like the job/no I wouldn't like the job because _____.

Investigate Serra Chapel

1. I have been to a church before. It looked different because it didn't have candles, statues, paintings, etc. Or I have been to a church before and like Serra Chapel it had paintings, etc.

Investigate the Industrial Area

1. Tools used by the blacksmith included: Anvil, hammer, tongs, vise, wedge, hardy, forge
2. The tanning vats are large rectangular holes in the ground.

For more resources, visit missionsjc.com/teachers/lessons.php